

Safety Device according to DIN EN ISO 5175-1  
with Hose Coupling according to EN 561, ISO 7289

## Safety device with multiple function: **DGNDK**

### Type DGNDK for connecting at cylinder regulators and tapping points

The safety device DGNDK according to DIN EN ISO 5175-1/ EN 561, ISO 7289:

- avoids dangerous gas mixtures by a gas non-return valve (NV)
- stops flashback through flame arrestor (FA)
- a temperature-sensitive cut-off valve stops the gas flow when a predetermined temperature is exceeded (TV)
- safe interruption of gas flow by automatic gas cut-off when disconnecting
- a dust filter protects the gas non-return valve against contamination
- every safety device is 100% tested
- all metal components in brass 2.0401 / spring 1.4310

### Safety elements of the IBEDA safety device DGNDK:

- NV Gas non-return valve
- FA Flame arrestor
- TV Temperature-sensitive cut-off valve
- SV Shut-off valve

### Additional features:

- DF Dust filter

### Maintenance:

The safety devices are to be tested by a qualified and authorised person at regular intervals according to country specific regulations. The safety device is to be tested for gas tightness, gas flow and gas return at least once a year.

Couplings are wearing parts and have to be tested by a qualified and authorised person (at least once a year). The tests have to be performed when the couplings are connected as well as disconnected.

Leakage tests are to be performed with inert gas or air (free from oil and grease) or the operating gas.

We would be pleased to offer you the flashback arrestor testing unit model PVGD.

It is not allowed to open the safety devices.



## Technical Data:

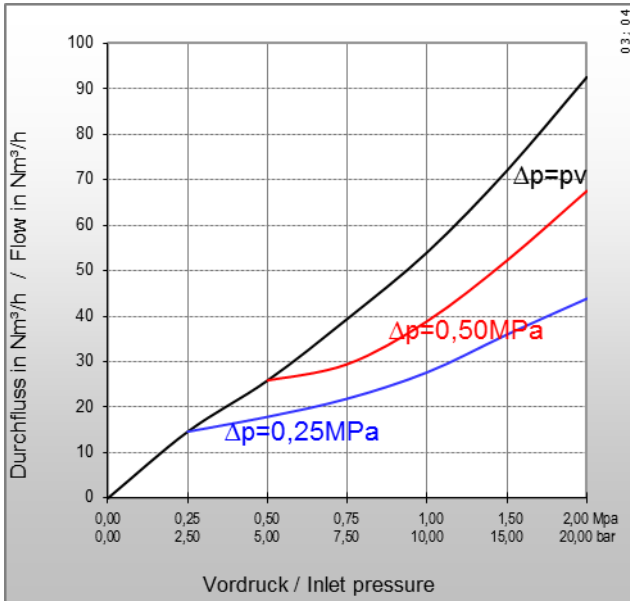
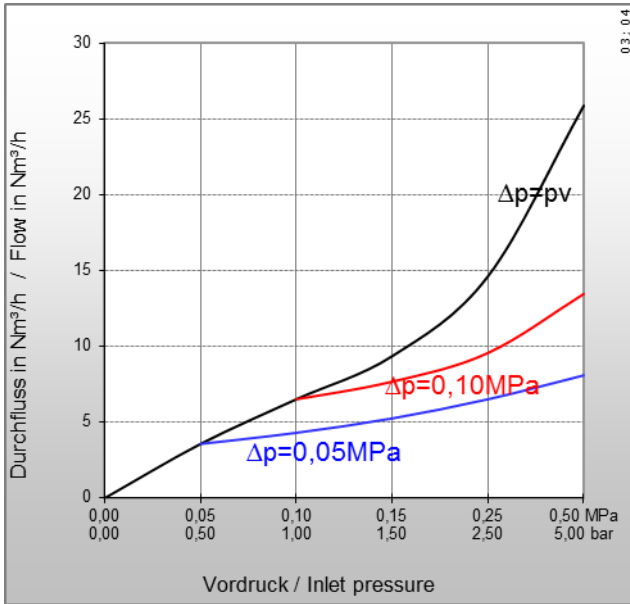
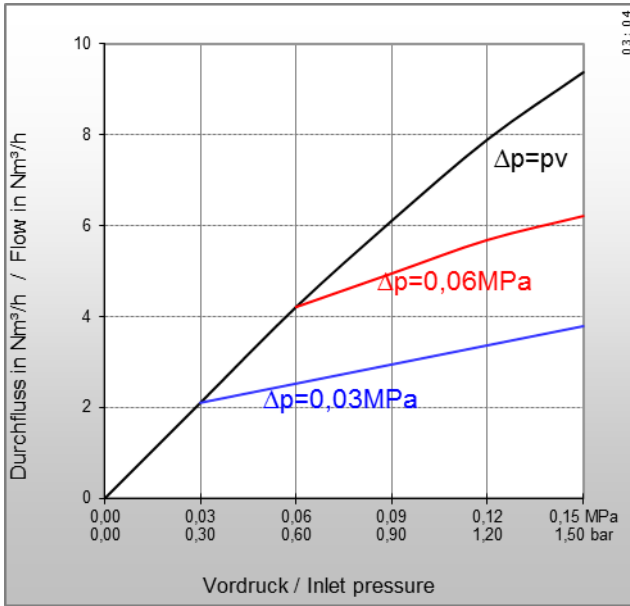
<b>Gas types:</b>	Acetylene (A)	Hydrogen (H) Industrial gas (C)	Natural Gas (Methane) (M) Propane (P)	Oxygen (O)
<b>Working pressure:</b>	0,15 MPa 1,5 bar	0,35 MPa 3,5 bar	0,50 MPa 5,0 bar	2,0MPa 20 bar
<b>Cracking pressure:</b>	50 to 70 mbar position-independent			
<b>Gas temperature:</b>	-20°C up to +70°C ( Oxygen -20°C up to +60°C)			
<b>Ambient temperature:</b>	-20°C up to +70°C			
<b>Threads:</b> EN 560 ISO/ TR 28821	G3/8LH M16x1,5LH UNF9/16-18LH UNF5/8-18LH		G1/4RH G3/8RH M16x1,5RH UNF9/16-18RH UNF5/8-18RH	
<b>Measure and weight:</b>	diameter:	length:	weight:	
	22,0 mm	110,0 mm	214,0 g	
<b>Applications:</b>				
<b>Process:</b>	welding	cutting	heating	
	up to 30 mm	up to 200 mm	up to 100 mm	
<b>Compatible with:</b>	Coupling pin D2 and D4			

Other materials, surface finishing, gas types and additional connections available on request.

The flashback arrestor meets the test criteria of the Australian standard AS4603:1999

The working pressures approved by the UL are different to what is stated above.

Further information in this regard can be provided on request



## Type: DGNDK

### Flow rates [air]:

pv = Primary pressure

ph = Secondary pressure

$\Delta p$  = Primary pressure minus Secondary pressure

### Conversion Factors:

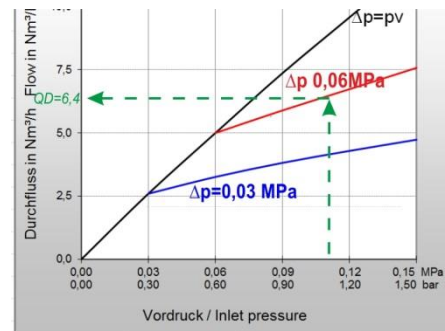
0,1 MPa = 1 bar = 100 kpa = 14,504 psi

1 m<sup>3</sup>/h = 35,31 cu ft/h

	A	H	P	M	M	O	E	L
QG ▶	C <sub>2</sub> H <sub>2</sub>	H <sub>2</sub>	C <sub>3</sub> H <sub>8</sub>	CH <sub>4</sub> +C	CH <sub>4</sub>	O <sub>2</sub>	C <sub>2</sub> H <sub>4</sub>	C <sub>3</sub> H <sub>6</sub>
F	1,2	3,8*	0,90	1,25	1,4	0,95	1,02	0,92

\* Conversion factor 2.5 for devices comprising a flame arrester  
The conversion factor for free flow is 3.8.  
(Reference: BAM report 220, D. Lietze)

### Example:



$$QG = QD \times F$$

$$QG \blacktriangleright A = 6,4 \times 1,2 = 7,68 \text{ m}^3/\text{h C}_2\text{H}_2$$

QG = flow / gas type

F = conversion factor

QD = flow / air

### Certification / Technical Standards / Rules

BAM Federal Institute for Materials Research and Testing, UL Underwriters Laboratories Inc., DGUV employer's liability insurance association rules and regulations, DVS German Association for Welding, Cutting and Allied Processes, TRBS German Technical rules for operation safety.

### Standards/ Approvals

Company certified according to ISO 9001:2015 and ISO 14001:2015, CE-marking according to: Pressure Equipment Directive 2014/68/EU

(Subject to change without notice)